









GHS Grad Track Survey 2007

1. What is your current status? (You may select all that apply)			Response Percent	Response Count
Student at 4-year college or university			74.4%	96
Student at 2-year college			20.2%	26
Student in technical/vocational school			0.0%	0
Military			0.8%	1
Full-time employed			7.0%	9
Part-time employed			10.9%	14
Other:			3.1%	4
			answered question	129
			skipped question	0

2. If you are a student, what school do you attend?		Response Count
		122
		answered question
		122
		skipped question
		7





3. If you are a student, what is your major?		Response Count
		119
		answered question
		119
		skipped question
		10

4. If you are a student, who is paying for your education? You may select all that apply.			Response Percent	Response Count
Full Scholarship			2.5%	3
Partial Scholarship			39.3%	48
Parents			83.6%	102
Myself			24.6%	30
Student Loans/Grants			25.4%	31
Other (please specify)			0.8%	1
			<i>answered question</i>	122
			<i>skipped question</i>	7

5. If you are employed full or part time, did you take courses at GHS that prepared you for your current job?			Response Percent	Response Count
Yes			21.0%	17
No			79.0%	64
			<i>answered question</i>	81
			<i>skipped question</i>	48

6. If you are employed full or part time, what is your current field/job?		Response Count
		56
		<i>answered question</i>
		56
		<i>skipped question</i>
		73







7. What types of courses did you take at GHS? (select all that apply)

		Response Percent	Response Count
General		74.0%	77
Pre-AP/Honors		74.0%	77
Advanced Placement		68.3%	71
Special Education		0.0%	0
Vocational		1.0%	1
answered question			104
skipped question			25

8. How well did GHS prepare you in the following areas?

	N/A	Not at all prepared	Somewhat	Average	Better	Fully prepared	Rating Average	Response Count
English: Writing Skills	0.9% (1)	0.9% (1)	10.6% (12)	27.4% (31)	25.7% (29)	34.5% (39)	4.80	113
English: Writing Grammar	1.8% (2)	6.1% (7)	14.0% (16)	24.6% (28)	28.9% (33)	24.6% (28)	4.46	114
English: Vocabulary	0.9% (1)	0.9% (1)	14.3% (16)	22.3% (25)	32.1% (36)	29.5% (33)	4.72	112
English: Study Skills	2.7% (3)	7.2% (8)	22.5% (25)	26.1% (29)	20.7% (23)	20.7% (23)	4.17	111
Foreign Language: Writing Skills	15.3% (17)	13.5% (15)	27.0% (30)	18.0% (20)	18.0% (20)	8.1% (9)	3.34	111
Foreign Language: Verbal Skills	14.3% (16)	9.8% (11)	28.6% (32)	23.2% (26)	15.2% (17)	8.9% (10)	3.42	112
Science	6.2% (7)	6.2% (7)	17.7% (20)	29.2% (33)	25.7% (29)	15.0% (17)	4.07	113
Math	2.7% (3)	7.1% (8)	16.8% (19)	27.4% (31)	20.4% (23)	25.7% (29)	4.33	113
Social Studies	2.7% (3)	1.8% (2)	10.7% (12)	30.4% (34)	24.1% (27)	30.4% (34)	4.63	112
Business	30.6% (34)	13.5% (15)	17.1% (19)	16.2% (18)	11.7% (13)	10.8% (12)	2.97	111

Career & Technology	29.5% (33)	12.5% (14)	10.7% (12)	21.4% (24)	17.0% (19)	8.9% (10)	3.11	112
Computer Science	25.0% (28)	8.0% (9)	18.8% (21)	14.3% (16)	21.4% (24)	12.5% (14)	3.37	112
Fine Arts	13.5% (15)	7.2% (8)	9.9% (11)	19.8% (22)	24.3% (27)	25.2% (28)	4.10	111
Physical Education	18.6% (21)	6.2% (7)	12.4% (14)	19.5% (22)	17.7% (20)	25.7% (29)	3.88	113
Special Education	73.5% (75)	8.8% (9)	7.8% (8)	4.9% (5)	3.9% (4)	1.0% (1)	1.60	102
	answered question							114
	skipped question							15

9. What foreign language did you take?			Response Percent	Response Count
Spanish			67.8%	78
Latin			10.4%	12
German			8.7%	10
French			7.8%	9
Sign			7.0%	8
Japanese			0.0%	0
N/A			2.6%	3
	answered question			115
	skipped question			14

10. How many years of the following foreign languages did you take?							
	N/A	1 Year	2 Years	3 Years	4 Years	more	Response Count
Spanish	15.1% (14)	2.2% (2)	9.7% (9)	47.3% (44)	9.7% (9)	16.1% (15)	93
Latin	73.6% (39)	5.7% (3)	0.0% (0)	7.5% (4)	5.7% (3)	7.5% (4)	53
German	76.9% (40)	1.9% (1)	0.0% (0)	7.7% (4)	11.5% (6)	1.9% (1)	52
French	74.5% (38)	3.9% (2)	5.9% (3)	13.7% (7)	0.0% (0)	2.0% (1)	51
Sign	83.0% (44)	0.0% (0)	3.8% (2)	11.3% (6)	0.0% (0)	1.9% (1)	53
Japanese	97.8% (44)	0.0% (0)	0.0% (0)	0.0% (0)	0.0% (0)	2.2% (1)	45
	<i>answered question</i>						115
	<i>skipped question</i>						14

11. Do you have any suggestions/comments regarding how GHS prepared you?	
	Response Count
	38
	<i>answered question</i>
	38
	<i>skipped question</i>
	91

12. How many years were you involved in the following co-curricular/extra-curricular activities?

	1 Year	2 Years	3 Years	4 Years	Response Count
Art Club	60.0% (6)	20.0% (2)	10.0% (1)	10.0% (1)	10
Academic Decathlon	0.0% (0)	0.0% (0)	0.0% (0)	100.0% (1)	1
Athletics (teams)	12.5% (6)	8.3% (4)	16.7% (8)	62.5% (30)	48
Athletic Trainers	0.0% (0)	0.0% (0)	100.0% (2)	0.0% (0)	2
Band	8.0% (2)	12.0% (3)	24.0% (6)	56.0% (14)	25
Cheerleader	0.0% (0)	20.0% (1)	0.0% (0)	80.0% (4)	5
Drill Team	0.0% (0)	25.0% (1)	25.0% (1)	50.0% (2)	4
Chess Club	0.0% (0)	100.0% (3)	0.0% (0)	0.0% (0)	3
Choir	33.3% (4)	16.7% (2)	8.3% (1)	41.7% (5)	12
Class Officers/Councils	26.7% (4)	20.0% (3)	46.7% (7)	6.7% (1)	15
Debate	80.0% (4)	20.0% (1)	0.0% (0)	0.0% (0)	5
Distributive Education	0.0% (0)	0.0% (0)	0.0% (0)	0.0% (0)	0
Drama Club	33.3% (4)	25.0% (3)	0.0% (0)	41.7% (5)	12
Drill Team	0.0% (0)	25.0% (1)	25.0% (1)	50.0% (2)	4
Earth/Ecology Club	83.3% (5)	0.0% (0)	16.7% (1)	0.0% (0)	6
Fellowship of Christian Athletes	44.4% (4)	33.3% (3)	0.0% (0)	22.2% (2)	9
FFA	0.0% (0)	100.0% (3)	0.0% (0)	0.0% (0)	3
FHA/HERO	0.0% (0)	0.0% (0)	0.0% (0)	0.0% (0)	0
Foreign Language Clubs	23.5% (8)	32.4% (11)	17.6% (6)	26.5% (9)	34
French National Honor Society	0.0% (0)	100.0% (3)	0.0% (0)	0.0% (0)	3
Grapenuts/Spirit Rustlers	86.7% (13)	6.7% (1)	0.0% (0)	6.7% (1)	15
Habitat for Humanity	100.0% (2)	0.0% (0)	0.0% (0)	0.0% (0)	2
Interact	52.4% (11)	28.6% (6)	14.3% (3)	4.8% (1)	21
Math/Science Club	0.0% (0)	0.0% (0)	0.0% (0)	0.0% (0)	0
Model UN	100.0% (1)	0.0% (0)	0.0% (0)	0.0% (0)	1

Multicultural Awareness Council	100.0% (3)	0.0% (0)	0.0% (0)	0.0% (0)	3
National Art Honor Society	66.7% (4)	0.0% (0)	16.7% (1)	16.7% (1)	6
National Forensic League	0.0% (0)	0.0% (0)	33.3% (1)	66.7% (2)	3
National Honor Society	53.3% (24)	40.0% (18)	2.2% (1)	4.4% (2)	45
Newspaper	28.6% (2)	57.1% (4)	28.6% (2)	0.0% (0)	7
Old Scroll Club	33.3% (1)	66.7% (2)	0.0% (0)	0.0% (0)	3
Oral Interpretation	0.0% (0)	33.3% (1)	33.3% (1)	33.3% (1)	3
PALS	25.0% (2)	75.0% (6)	0.0% (0)	0.0% (0)	8
SADD	66.7% (4)	16.7% (1)	0.0% (0)	16.7% (1)	6
Sociedad Honoraria Hispanica	10.0% (1)	40.0% (4)	60.0% (6)	0.0% (0)	10
Student Council	20.8% (5)	33.3% (8)	33.3% (8)	12.5% (3)	24
Thespians	27.3% (3)	18.2% (2)	9.1% (1)	45.5% (5)	11
Tutoring Club	0.0% (0)	0.0% (0)	0.0% (0)	0.0% (0)	0
Vocational Programs (VAC)	0.0% (0)	0.0% (0)	0.0% (0)	0.0% (0)	0
Water Ski Club	0.0% (0)	0.0% (0)	0.0% (0)	0.0% (0)	0
Yearbook	14.3% (1)	28.6% (2)	57.1% (4)	0.0% (0)	7
Young Democrats	100.0% (1)	0.0% (0)	0.0% (0)	0.0% (0)	1
Young Republicans	33.3% (1)	33.3% (1)	0.0% (0)	33.3% (1)	3
Other	23.1% (3)	38.5% (5)	15.4% (2)	23.1% (3)	13
	<i>answered question</i>				106
	<i>skipped question</i>				23

13. Do you have any comments/suggestion regarding your involvement in co-curricular/extra-curricular activities?		Response Count
		24
	<i>answered question</i>	24
	<i>skipped question</i>	105

14. This is a four part question. a. Did you take the AP class and the exam? b. Did you earn college credit through the AP Program? c. Did you earn clep credit in the subject? (college entrance exams) d. How satisfied are you with the level of preparation the AP class & exam provided you for your college classes in this area of study? Select only those classes that apply to you.

Take the exam?

	Yes	No	not applicable	Response Count
Art History	45.8% (22)	25.0% (12)	29.2% (14)	48
Biology	34.2% (13)	34.2% (13)	31.6% (12)	38
Calculus AB	60.8% (31)	19.6% (10)	19.6% (10)	51
Calculus BC	13.8% (4)	41.4% (12)	44.8% (13)	29
Chemistry	38.9% (14)	30.6% (11)	30.6% (11)	36
Comp. Science A	29.4% (10)	38.2% (13)	32.4% (11)	34
Comp. Science A/B	3.8% (1)	53.8% (14)	42.3% (11)	26
Economics-Macro	24.2% (8)	36.4% (12)	39.4% (13)	33
Economics-Micro	69.4% (34)	14.3% (7)	16.3% (8)	49
English III Language	70.4% (38)	14.8% (8)	14.8% (8)	54
English IV Literature	87.7% (57)	6.2% (4)	6.2% (4)	65
European History	38.7% (12)	41.9% (13)	19.4% (6)	31
Government Politics	75.5% (37)	14.3% (7)	10.2% (5)	49
Human Geography	8.0% (2)	52.0% (13)	40.0% (10)	25
Physics C	31.3% (10)	43.8% (14)	25.0% (8)	32
Psychology	69.2% (36)	17.3% (9)	13.5% (7)	52
Spanish Language	44.4% (16)	33.3% (12)	22.2% (8)	36
Statistics	42.9% (15)	34.3% (12)	22.9% (8)	35
Studio Art Drawing	24.1% (7)	44.8% (13)	31.0% (9)	29
Studio Art General	24.1% (7)	44.8% (13)	31.0% (9)	29
US History	77.6% (45)	13.8% (8)	8.6% (5)	58
World History	62.2% (23)	21.6% (8)	16.2% (6)	37

Earn Credit?

	Yes	No	not applicable	Response Count
Art History	30.4% (7)	52.2% (12)	17.4% (4)	23
Biology	66.7% (10)	20.0% (3)	13.3% (2)	15
Calculus AB	46.9% (15)	43.8% (14)	9.4% (3)	32
Calculus BC	66.7% (4)	0.0% (0)	33.3% (2)	6
Chemistry	60.0% (9)	33.3% (5)	6.7% (1)	15
Comp. Science A	36.4% (4)	45.5% (5)	18.2% (2)	11
Comp. Science A/B	33.3% (1)	0.0% (0)	66.7% (2)	3
Economics-Macro	50.0% (5)	30.0% (3)	20.0% (2)	10
Economics-Micro	34.4% (11)	50.0% (16)	15.6% (5)	32
English III Language	75.7% (28)	24.3% (9)	0.0% (0)	37
English IV Literature	57.1% (32)	42.9% (24)	0.0% (0)	56
European History	46.2% (6)	53.8% (7)	0.0% (0)	13
Government Politics	57.1% (20)	42.9% (15)	0.0% (0)	35
Human Geography	33.3% (1)	0.0% (0)	66.7% (2)	3
Physics C	70.0% (7)	20.0% (2)	10.0% (1)	10
Psychology	82.9% (29)	17.1% (6)	0.0% (0)	35
Spanish Language	47.1% (8)	52.9% (9)	0.0% (0)	17
Statistics	56.3% (9)	37.5% (6)	6.3% (1)	16
Studio Art Drawing	62.5% (5)	12.5% (1)	25.0% (2)	8
Studio Art General	62.5% (5)	12.5% (1)	25.0% (2)	8
US History	68.2% (30)	31.8% (14)	0.0% (0)	44
World History	77.3% (17)	18.2% (4)	4.5% (1)	22
CLEP Credit?				
	Yes	No	not applicable	Response Count
Art History	0.0% (0)	33.3% (5)	66.7% (10)	15
Biology	0.0% (0)	0.0% (0)	100.0% (6)	6

Calculus AB	22.2% (4)	38.9% (7)	38.9% (7)	18
Calculus BC	20.0% (1)	20.0% (1)	60.0% (3)	5
Chemistry	28.6% (2)	14.3% (1)	57.1% (4)	7
Comp. Science A	14.3% (1)	42.9% (3)	42.9% (3)	7
Comp. Science A/B	33.3% (1)	0.0% (0)	66.7% (2)	3
Economics-Macro	20.0% (1)	40.0% (2)	40.0% (2)	5
Economics-Micro	13.3% (2)	40.0% (6)	46.7% (7)	15
English III Language	18.8% (3)	18.8% (3)	62.5% (10)	16
English IV Literature	17.2% (5)	41.4% (12)	41.4% (12)	29
European History	0.0% (0)	50.0% (4)	50.0% (4)	8
Government Politics	20.0% (3)	46.7% (7)	33.3% (5)	15
Human Geography	0.0% (0)	0.0% (0)	100.0% (2)	2
Physics C	40.0% (2)	20.0% (1)	40.0% (2)	5
Psychology	25.0% (4)	25.0% (4)	50.0% (8)	16
Spanish Language	27.3% (3)	18.2% (2)	54.5% (6)	11
Statistics	33.3% (2)	16.7% (1)	50.0% (3)	6
Studio Art Drawing	66.7% (2)	0.0% (0)	33.3% (1)	3
Studio Art General	25.0% (1)	50.0% (2)	25.0% (1)	4
US History	23.5% (4)	23.5% (4)	52.9% (9)	17
World History	28.6% (2)	28.6% (2)	42.9% (3)	7

Prepared for College Classes?

	Extremely Dissatisfied	Dissatisfied	Neutral	Satisfied	Very Satisfied	Response Count
Art History	0.0% (0)	0.0% (0)	36.8% (7)	42.1% (8)	21.1% (4)	19
Biology	0.0% (0)	0.0% (0)	37.5% (3)	50.0% (4)	12.5% (1)	8
Calculus AB	0.0% (0)	10.7% (3)	3.6% (1)	32.1% (9)	53.6% (15)	28
Calculus BC	0.0% (0)	0.0% (0)	50.0% (2)	0.0% (0)	50.0% (2)	4
Chemistry	9.1% (1)	0.0% (0)	0.0% (0)	9.1% (1)	81.8% (9)	11

Comp. Science A	0.0% (0)	0.0% (0)	25.0% (2)	50.0% (4)	25.0% (2)	8
Comp. Science A/B	0.0% (0)	0.0% (0)	0.0% (0)	0.0% (0)	100.0% (1)	1
Economics-Macro	0.0% (0)	0.0% (0)	40.0% (2)	60.0% (3)	0.0% (0)	5
Economics-Micro	6.9% (2)	0.0% (0)	27.6% (8)	44.8% (13)	20.7% (6)	29
English III Language	0.0% (0)	8.8% (3)	11.8% (4)	38.2% (13)	41.2% (14)	34
English IV Literature	0.0% (0)	9.6% (5)	23.1% (12)	25.0% (13)	42.3% (22)	52
European History	9.1% (1)	9.1% (1)	36.4% (4)	18.2% (2)	27.3% (3)	11
Government Politics	3.6% (1)	7.1% (2)	21.4% (6)	21.4% (6)	46.4% (13)	28
Human Geography	0.0% (0)	0.0% (0)	0.0% (0)	100.0% (2)	0.0% (0)	2
Physics C	0.0% (0)	0.0% (0)	0.0% (0)	37.5% (3)	62.5% (5)	8
Psychology	0.0% (0)	3.4% (1)	17.2% (5)	27.6% (8)	51.7% (15)	29
Spanish Language	0.0% (0)	0.0% (0)	23.1% (3)	38.5% (5)	38.5% (5)	13
Statistics	8.3% (1)	8.3% (1)	33.3% (4)	25.0% (3)	25.0% (3)	12
Studio Art Drawing	0.0% (0)	0.0% (0)	0.0% (0)	40.0% (2)	60.0% (3)	5
Studio Art General	0.0% (0)	0.0% (0)	0.0% (0)	42.9% (3)	57.1% (4)	7
US History	2.5% (1)	5.0% (2)	15.0% (6)	25.0% (10)	52.5% (21)	40
World History	5.6% (1)	0.0% (0)	5.6% (1)	22.2% (4)	66.7% (12)	18
	answered question					87
	skipped question					42

15. Do you have any suggestions/comments regarding AP Classes?		Response Count
		22
	answered question	22
	skipped question	107

16. How satisfied are you with the following?							
	Extremely Dissatisfied	Dissatisfied	Neutral	Satisfied	Very Satisfied	Rating Average	Response Count
Your current life/lifestyle	0.0% (0)	1.9% (2)	6.6% (7)	44.3% (47)	47.2% (50)	4.37	106
Your overall education at GHS	0.9% (1)	3.7% (4)	15.9% (17)	55.1% (59)	24.3% (26)	3.98	107
Your teachers at GHS	0.0% (0)	2.8% (3)	12.1% (13)	55.1% (59)	29.9% (32)	4.12	107
The administration at GHS	12.1% (13)	17.8% (19)	26.2% (28)	32.7% (35)	11.2% (12)	3.13	107
Your counselors at GHS	6.5% (7)	11.2% (12)	22.4% (24)	33.6% (36)	26.2% (28)	3.62	107
	answered question						107
	skipped question						22

17. Do you have any other suggestions/comments?	
	Response Count
	20
	answered question
	20
	skipped question
	109

18. What advice do you have for current GHS students?	
	Response Count
	56
	answered question
	56
	skipped question
	73